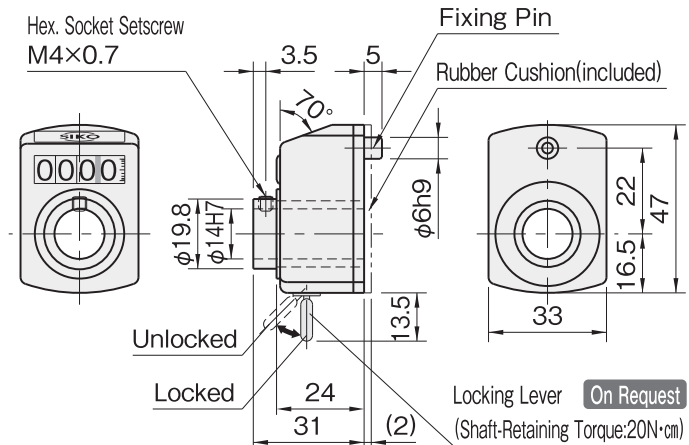


SIKO

SDP-04

DIGITAL POSITION INDICATORS

RoHS

SDP-04H
(Style H)SDP-04V
(Style V)SDP-04F
(Style F)

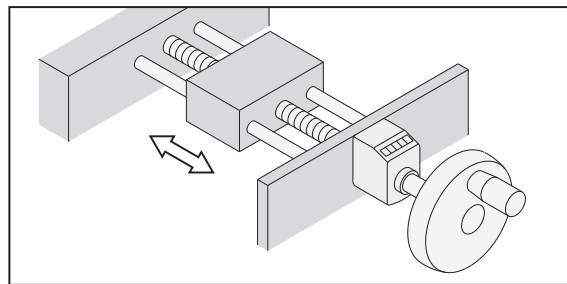
Note : The flat-end fixing pin can not work to mark a fixing point.

Housing

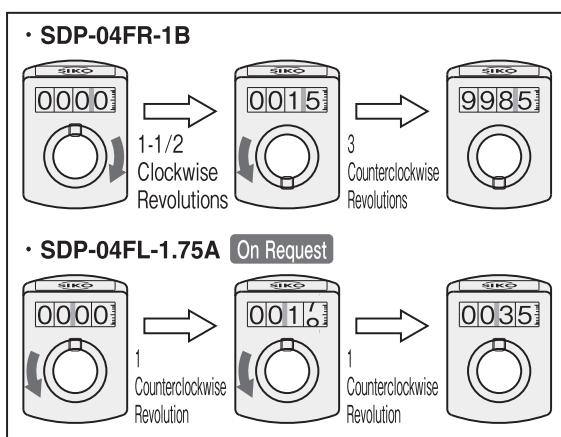
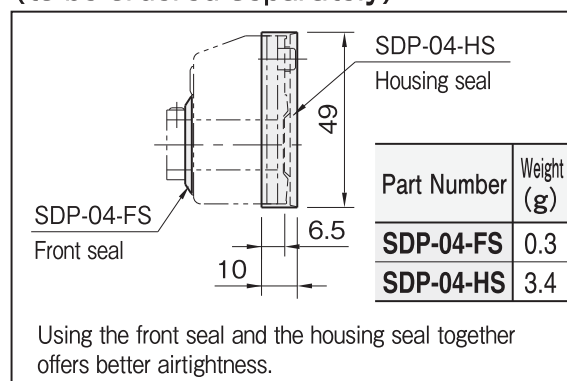
Polyamide (nylon 6) plastic
Orange
Black (on request)
Gray (on request)

- Lightweight and compact
- Shaft-hole diameter : 14mm
- Using a shaft sleeve allows accepting a shaft of 6mm, 8mm, 10mm or 12mm diameter.
- The locking lever (on request) prevents the shaft from rotating due to vibrations from the machine (SKP-04 Clamp Plates can also be used for the same purpose).
- Displayed figure height : 6mm
- Comes with a rubber cushion
- Working temperature : Up to 80°C

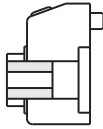
- Ensure that the start-up revolution speed is 1/3 or less of the allowable revolution speed.
- Do not give rapid acceleration or sudden stop.
- These position indicators can not be used in applications where the shaft moves in the axial direction.
- The rubber cushion and the housing seal (SDO-04-HS) can not be used together.

Application Example**Installation Instructions**

1. Stick the rubber cushion to the back of the indicator. Do not stick it when using the housing seal.
2. Drill a fixing-pin hole in the mounting wall, 22mm above the shaft center.
3. Slide the indicator onto the shaft to the mounting wall and then tighten the setscrew.

Display Example**Housing seal & Front seal
(to be ordered separately)**

SIKO

Type	Spindle Thread Pitch	Value Displayed After 1st Revolution				Allowable Revolution Speed (min ⁻¹)	Weight (g)	Shaft Sleeve		
		A	B	C	D					
		On Request		On Request	On Request					
SDP-04	1	0010	0010	0010	-	500	50	<div>Shaft Dia. ϕA</div> 		
	1.25	0012	0012	0012						
	1.5	0015	0015	0015						
	1.75	0017	0017	0017						
	2	0020	0020	0020		375				
	2.5	0025	0025	0025						
	3	0030	0030	0030						
	4	0040	0040	0040						
	5	0050	0050	0050						
	6	0060	0060	0060						
	8	0080	0080	0080						
	10	-	0100	0100	0100	150				

Part Number	A
STS- 6S	6
STS- 8S	8
STS-10S	10
STS-12S	12

Ordering Example

SDP-04 **H** **R** **-** **1** **B** **-L**

Style Rotative Direction Spindle Thread Pitch Value Displayed After 1st Revolution Housing Color

